

If you have any questions, please contact me at jamie@teachmommyteach.com

Thank you for downloading!

You May:

- use these resources in your own home or classroom for non-commercial use.
- print as many copies as you would like.
- share the website link, <https://teachmommyteach.com/>, where this printable can be found, so that others can download the file.

You May NOT:

- sell, give away, or share a printed copy. Each person should download separately and print.
- print out a copy for multiple teachers, as in an entire school, co-op, or other group. Each teacher should download separately and print.
- link directly to the pdf. Instead, link to the page on <https://teachmommyteach.com/> or <https://teacherspayteacher.com/> where you found the download.
- claim this or any part of this printable as your own.
- alter this printable and claim it as your own.
- host any of the files on your personal or other websites that can be shared with others.
- Upload this resource to any file sharing sites

Credits!! Thank you Speaking of Images and Open Clipart!



<https://www.teacherspayteachers.com/Store/Speaking-Of-Images>



<https://openclipart.org/>

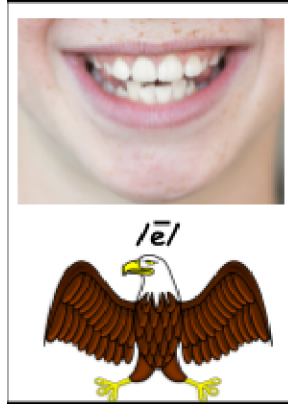
Set 3 Book 7: Funny Bunny

Pre-Reading Worksheets

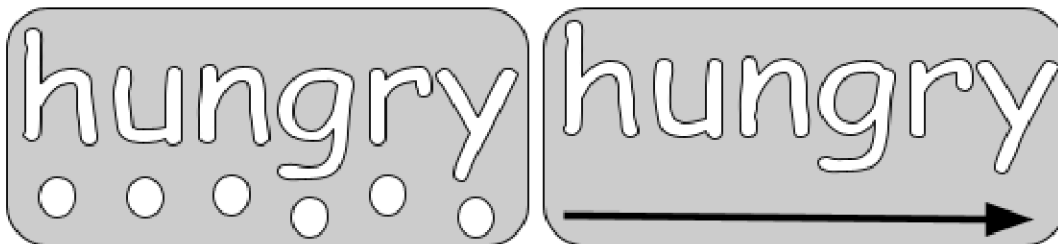
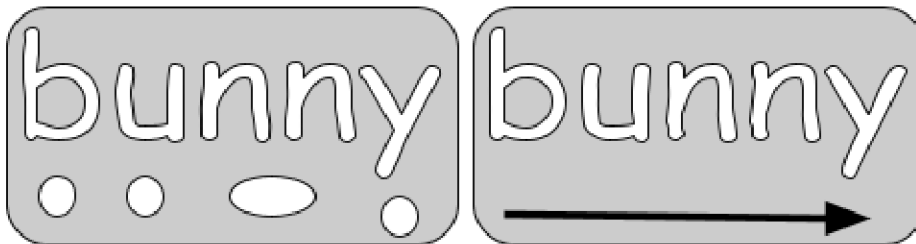
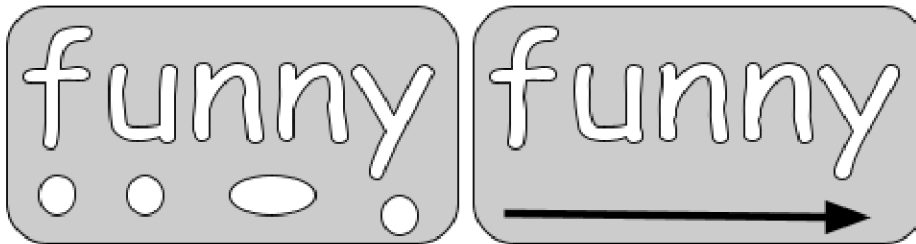
Your child will review *y* at the end of words representing the *e* sound. Your child will also review the *-ed* ending. Your child will review the sight words *carrot*. Your child will review the ER, OW, and OU digraphs.

Name: _____

The **y** at the words with 2 or more syllables represents a **long e** sound. Practice saying the **long e** sound using the picture of the mouth below.



Sound out the following word. Remember the **y** will represent the **long e** sound.



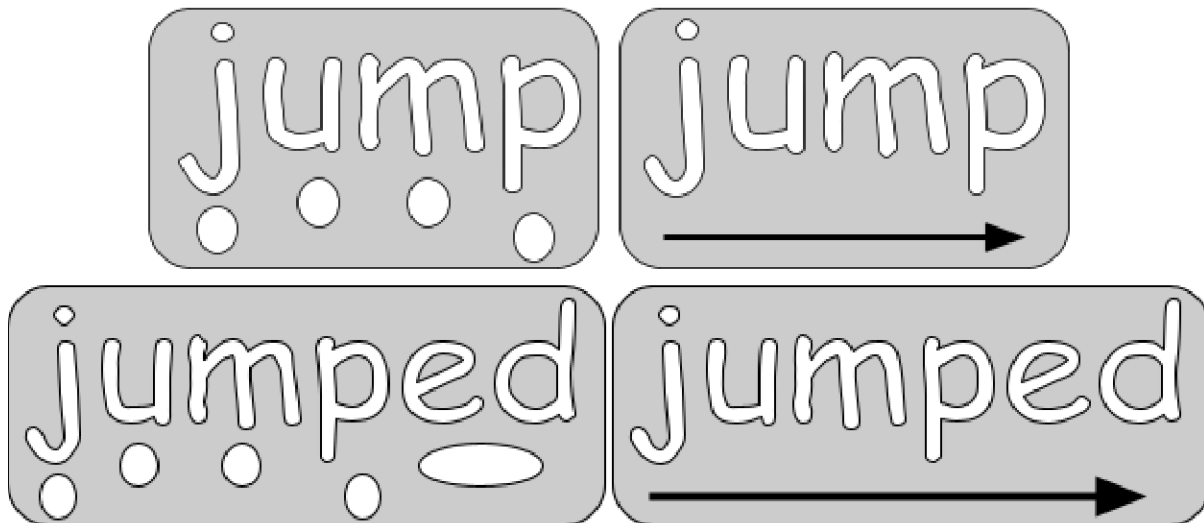
Name: _____

Words that end with **-ed** signal that something has already happened. The **-ed** represents either a **t sound** or a **d sound**. Read the following words. If the word ends with the **-ed** ending, circle the **-ed** ending, and write a **d** or a **t** above the circled **-ed**. If the **-ed** word ends with a voiced sound, the **-ed** will represent the **d sound**. If the **-ed** word ends with a voiceless sound, the **-ed** will represent the **t sound**. If the **-ed** word ends with a **D** or **T**, the **-ed** will represent the **id sounds**.

(Most children will be able to recognize the correct **t**, **d**, or **id sound** when they read a word that is already known in their speaking vocabulary. An adult may have to help children recognize that correct **t**, **d**, or **id sound** if the word is not already known in their speaking vocabulary.)

If a word has 1 vowel, 1 consonant, and is 1 syllable, the last letter before the **-ed** will be doubled.

Sound out the following words.




Read the following silly sentences.

The funny bunny jumped! The funny bunny ran! The funny bunny jumped and ran all day! Now the funny bunny is hungry!

Name: _____

ER and **UR** can represent the **er** sound at the end of the word. Practice sounding out the following words.



Circle the letters that are different in summer and supper.

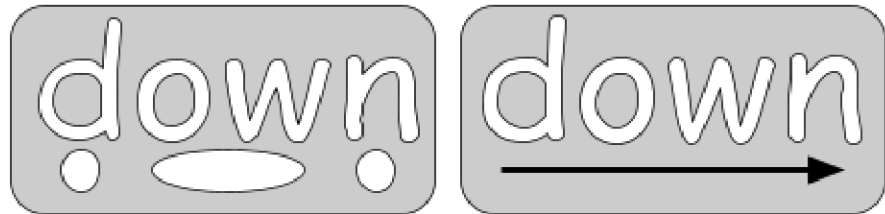
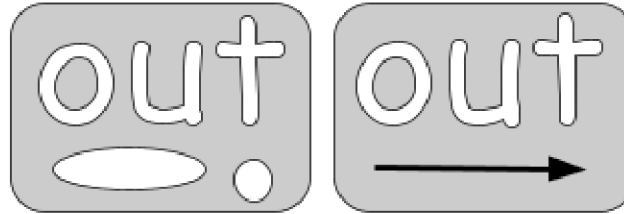



Read the following silly sentences.

The funny bunny was hungry. The funny bunny saw a turnip! A turnip for supper was the best summer supper!

Name: _____

OW and **OU** can both represent the **ow** sound. Practice saying the **ow** sound. Then sound out the following words.




Read the following silly sentences.

**The turnip was the perfect summer supper!
Funny bunny's pals hopped down hill. Funny
bunny's pals want a perfect summer supper, but
funny bunny ran out of turnips! Oh no!**

Name: _____

The word **carrot** can be a difficult word to sound out because many of the letters do not follow normal phonics rules. Have a grown-up read the word to you. Now you practice reading the words **carrot**.



carrot

Carrot
Carrot
Carrot
CARROT

Trace the word **carrot**. Then write the word **carrot**.

Tracing and writing lines for the word "carrot". The first line shows the word "carrot" in a dotted font on a set of three horizontal lines (top, middle-dashed, bottom). Below this are two more sets of three horizontal lines (top, middle-dashed, bottom) for independent practice.

Set 3 Book 7:
Funny Bunny

Extra Practice
Post-Reading Worksheets

Name: _____

Read the following short story. Then illustrate the story below.

The funny bunny jumped! The funny bunny hopped! The funny bunny hippity, hoppity hopped and jumped! The funny bunny saw carrots! The funny bunny got the carrots. A carrot supper is the best summer supper! Funny bunny and his pals eat carrots for supper!